

ROYAL ONTARIO MUSEUM LIBRARY



3 1761 04098 6523

Keep Me Warm One Night

an exhibition

ardco 144

## Keep Me Warm One Night

an exhibition

The Chairman and Members of the Board of the Royal Ontario Museum request the pleasure of your company at the opening of

"Keep Me Warm One Night"  
an exhibition of Canadian Handwoven Textiles on Monday, September 13, 1971 at 8:30 p.m.

admit two informal refreshments  
rsvp: 928-8765  
no museum parking available.

ROM





The making of a large Museum exhibition is a very specialized creative production.

It requires a theme —

material of excellent quality, and the knowledge to make the material illustrate the theme in such a way that it

firstly attracts and secondly gives both information and pleasure to a normal museum going public.

It also requires hard work on the part of many people.

What follows is a purely personal account of the mounting and the dismantling of our museum exhibition —

"Keep Me Warm One Night"

Early handweaving in Eastern Canada —

Dorothy Buxtonham

Major exhibitions are costly to mount.  
This one was financed from the Museums  
exhibition funds subsidized by a  
generous grant from the Canada Council.

Before the actual exhibition was started a firm  
foundation of work had been done.

24 years (off & on) of research work by the  
Textile department - the last six years of  
which were intensive both at home & abroad.  
Thousands of miles were travelled, hundreds of  
people interviewed, museums by the score were  
visited, & tons of notes & photographs made.

During the summer of 1970 a book, summing  
up all this work, was written by Harold  
& myself. It was originally planned that  
publication of this would coincide with the  
opening of the show, but regrettably it was  
delayed. This manuscript formed the basis  
for the labels & information in the exhibition.

Tuesday, Aug 3<sup>rd</sup>

This is the day that the upstairs part of Exhibition Hall is supposed to be all ready for us to move in and start putting up material. Carpenters are still working like mad and are far from finished. There are only two of them available as there is a show up on the Third Floor that is behind schedule. There are also two other exhibits being put up - one at the C. N. E. and another at one of the Malls. As a result of this there are no preparators so the painting hasn't even started. Very depressing!!



Fred and big Bill pushing hard




John measures up the area that  
the overshoot coverlets will go up in.



Wednesday - Aug 4<sup>th</sup> -

In spite of the fact that we can't get into Exhibition Hall for some days yet there is a lot of preparation to do & we are very busy. Invitation lists must be made up of all donors & other people that have been helpful - a couple of hundred addresses to find and check. There is work to do on special labels that require drafts etc. and there are three looms to put in working order, warps must be stretched, looms dressed & threaded.



Getting the warp rolled on to the small loom on a very hot evening



Harold threading up the small loom  
that will be used for demonstration.



Old weaving drafts, new weaving  
drafts, photographs and labels all  
have to be combined.



Thursday - August 5<sup>th</sup>

Some time ago Harold & John tied a set of the proper kind of knitted, clasped heddles for the Quebec loom. They are right and look well but very fussy to thread - a two person job and a slow one. It's getting done bit by bit.

As there is no hope of getting into Exhibition Hall for some days yet & we haven't a corner in the Department to sort and lay things out we borrowed some space in one of the closed Chinese galleries, trucked all the overshot coverlets up there and worked over them making plans for the order of hanging. It was terribly hot & life was further complicated by the elevator giving out. I was stuck for some time in it & from then on we had to use the freight elevator & carry everything down the stairs to it.



John & Harold threading the Quebec loom.





Charlotte puts the oldest overshot coverlet into condition for showing.

August 6<sup>th</sup> Friday

For a long time washing has been going putting the coverlet collection into lovely clean condition. When we were sorting we found two that looked very dirty beside the others, so Harold made an early start on the day and got them washed before we went to the office. They needed bleaching so Judy sat with them in the garden. While there she prepared the rags that were needed for wett for the Quebec loom.

The putting up of the show is complicated by the fact that the whole Ontario gallery has to be stripped and replaced with other material. To make it worse changes that were planned for our special exhibition gallery ages ago have been held up and now in the middle of everything else all those cases are having to be backed and a new exhibition put up there. There is rather a nightmare quality to whole thing of running like mad but not getting anywhere!





Judy in the museum garden prepares rags for weaving while the laundry dries and bleaches.

August 7<sup>th</sup> & 8<sup>th</sup> - Saturday & Sunday


In spite of the fact that we've worked a lot in the evening this last week we're too smothered to let up. Harold worked on the textile galleries & the looms & I helped when he needed it and the rest of the time worked on labels.

August 9<sup>th</sup> - Monday

The carpenters are finished in Exhibition Hall but there is still not a lick of paint on it. The preparators are still totally involved trying to finish up the three other special displays that they have been involved in and there is not even one available for us. Fortunately the big area does not need paint as we are covering it completely with coverlets. John & Judy & I got all the overshots down and started to hang them. They are looking marvelous.



If you want it done well - do it yourself!! John cleans the plinth.



The first coverlets go up.



Tuesday - August 10<sup>th</sup>

We spent the day hanging coverlets & it went very well. It is a good thing that we are all fairly handy with saws and drills. The painting is started.



Jervey starts on the white walls.

Frank getting the blue paint on the floor of the blanket cases.



The coverlets go up on the wall pinned in groups over rods cut to certain lengths. Hooks are put in the wall & eyes in the end of the rods. It involves quite a lot of sawing & drilling but goes very fast.



I'd never make a carpenter's union but I usually end up with the right length



When all the tables are covered it's a good thing to have a square inch left on the floor.

Wednesday - August 11<sup>th</sup>.

We pretty well finished getting both the two-shaft and the overshot displays up to-day. The painting is getting along well too.



Judy takes a crease out of a coverlet after it is hanging up.

Eyes go into the end of a rod.







According to plan, coverlets are pinned over a rod and the whole thing is then lifted into place on the wall



When a coverlet doesn't hang as neatly as it should it is tacked into place with needle and thread.

Thursday - August 12<sup>th</sup>

The blankets are going up. Working like mad on writing labels for overshoot and other sections upstairs - Exhibition Hall has absolutely no ventilation and it is very hot - We are all bathed in perspiration constantly but it is amazing how cheerful everyone manages to be.




Jerry stippling the walls.

Harold & Freddie pause for a minute.

John getting the early

P. E. G coverlet into its place of honour.





Frank finishing painting the weaving shed.



As John got the blanket cases arranged, Judy pressed all the parts that would show.



Friday - August 13<sup>th</sup>

Finally the weaver's workshop is painted and the warping board and the loom were moved down from upstairs. Harold managed to chain the warp off the board and put it back into place. Quite a feat and a bit nerve racking, but it worked.



Harold inspects the empty warping board and wonders if he'll ever get the warp back into place — or had he better start afresh.



It looks rather  
hopeless but  
it worked.



Harold & Jim Stewart turn away after  
getting the loom in place and assembled.


Saturday - August 14<sup>th</sup>

Harold and I worked all day - He spent most of it getting the Pentland loom working again and weaving up enough to make it look really right - I spent the day with the typewriter upstairs in Exhibition Hall getting drafts written for all the labels in that section. Life is made much easier because almost all the material is in our book and so most of the information needed is right there. It saves a great deal of time. The heat is very exhausting -



Jim Stewart





Weaving is hot work at the best of times and the old loom is a big cranky.



A fan beside me to make the hot stale air move a bit, the book of the words to hand & inspiration in the form of sixty coverlets in front of me !!

Monday. August 16<sup>th</sup>.

The preparators are still badly tied up with the other displays that have to be copied with so painting etc. is going very slowly. The carpenters are getting on very well with construction in the armour gallery - The armour cases are all being closed in as usual and right down the centre they are building other bays - They are also making a big section which will be moved into place enclosing the door to Exhibition Hall, as soon as the French Ceramic show finishes next week-end.





The first "log" goes on to the outside of the construction in the Asmour Gallery -



The bays in the Asmour Gallery start to close in.



As we had come to pause in what could be done in the way of display upstairs we started to work on lay-outs for the area in the narrow gallery - All the Quebec and Acadian material was trucked down from storage and carried upstairs in Exhibition Hall where amid all the other confusion it was laid and arrangements tried out.

It takes a lot of vision to know what will come out of it and a lot of heaving and hoisting but when you can't get at your exhibition areas it's the only way to be prepared for the inevitable rush.



With a little imagination that is a very nice case arrangement of Québec material.



Andy finishing the frames for the blanket cases.



Jim Chalmers renders first aid  
to the bed we borrowed from Canadiana.



It was scratched and spotted with paint  
but now looks lovely.





It must be going well - John Anthony is smiling!



The cases on the south side of the Asenoux gallery are enclosed & the front entrance to the show is built - Alan, John, Marshall, Eddie & Mike

Tuesday. August 17<sup>th</sup>

The carpenters are going well but otherwise things seem to be moving very slowly. We got the weaving shop pretty well into order. The wrong paper was sent for the bed room so we're held up on that.



John getting a rod up for the coverlet's to hang from the roof of the weavers shed.



Alan Russell with his head on his shoulders,  
his feet on the ground — and a smile on his face!



John & Jerry with plans - Harold looks on -



Wednesday - August 18<sup>th</sup>

Fred is getting the paper on the bedroom and the painting is being done there - Harold has the little loom already to move down as soon as there is somewhere to move it to. The Quebec one is working too but it will take quite a bit of time yet. Labels & still more labels for Harold & me to write and for Hig. to type.

THE LIBERAL, Richmond Hill, Ontario,

Next fall the Royal Ontario Museum will have a special exhibition of handwoven Canadian coverlets from the museum's collections titled "Keep Me Warm One Night" a pattern name from the Annapolis Valley in Nova Scotia.

The show will be on view in the museum's exhibition hall from September 13 to October 31.

Five members of the ROM members' committee, who will be guiding the visitors to the exhibition, met Monday at The White House, Don Head Farms, the home of Mrs. Ernest Redelmeier, to see a hand-weaving loom in action and to try their hand at the craft.

The group was joined by Harold Burnham, head of the ROM textile department and a hand weaver himself, who has assembled the material for the show and assisted his wife in writing a major study of Canadian handwoven coverlets, which will be published next year.

Mr. Burnham brought coverlet samples to show the Tourers, told them of plans for the show and assisted them in explaining the mysteries of overshot weaves. One of the Tourers is Mrs. William Harris Jr. of King, who is also a member of the museum board.

The informal meeting was followed by an asparagus lunch.


Freddie  
papering  
the bedroom.



There isn't a straight  
Pine in the whole place!



Riz. with a mound of labels still cheerful -



The weavers shop nearing completion  
with Bill painting the barrier -







View at work.



It isn't recommended practise to paint an exhibition area after the material is in place but with the Kemtable we have - how can we avoid it.

Thursday - Aug 19<sup>th</sup>

The bedroom is not ready yet so we can't get on with that. There is rather a gap in what can be done both upstairs and down. Vast construction is going on in the narrow gallery and it is turning into a sort of super log cabin but nothing can be closed in until the French ceramic show finishes at the week-end. Thank goodness, at last, the cases in the textile gallery are being backed and we may be able to get that area tidied up.



Marshall finishes putting up the very early piece of overshoot.



David and Andy.



David by the door of Exhibition Hall. They are building a frame of pine to surround it.




Friday. August 20<sup>th</sup>

The carpenters are coming along very well with the construction in the Armoury Gallery. The preparators finished their work on the bedroom and John & Harold & I got the carpet laid there & the bed in place.

Very hot - Labels, labels, labels - both writing & typing.



The carpet gets laid in the bedroom - Harold & John at the end of a hot day.



Jim has been working ~~and~~ cleaning and putting in order all the textile equipment for some months. Here he is replacing a dowel in one of the Acadian wheels.



He had help on the cleaning from a couple of students.

Saturday - Aug 21<sup>st</sup>

Harold and I worked all day and in the evening. He got some of the cases in the textile gallery done and worked on the Quebec loom. It is now ready to move down to the show. I got all the big labels set up for the old drafts.




# PREVIEW

September  
1971

Royal Ontario  
Museum

100 Queen's Park  
Toronto 5



## Keep Me Warm One Night Sept. 14-Oct. 31

ROM begins the fall season with a major and unique exhibition from Canada's past. It surveys hand-weaving in Canada to 1900 which includes a broad range of coverlets, everyday clothing, and materials for household use. A display of spinning and weaving equipment gives a glimpse of the early technology of the craft. The title is taken from the name of a 19th century coverlet pattern from the Maritimes. An apt name, prompted no doubt, by the Canadian winters. Most of the items are in the ROM collections and are the results of a project begun in 1947. All are from Eastern Canada (Ontario, Quebec, and the Maritimes) because these were the areas of earliest settlement. Tours of the exhibition are presented daily at 2 p.m. Exhibition Hall to Oct. 31.

## Blankets and Coverlets Sept. 13-Oct. 31

To complement the hand-weaving from early Canada in *Keep Me Warm One Night*, handwoven blankets, coverlets and linens from the United States and Europe are shown in the Textile Gallery, second floor.

## To Sept. 22 Iron Technology

A wide assortment of objects has been chosen to illustrate the beauty and function of iron. A Japanese sword, wrought iron grill work, keys and locks of Renaissance Europe, and hinges from a cathedral door, represent the decorative yet useful properties of the metal. Slightly more grim are the handcuffs

from Roman Britain, leg irons used by slavers on both sides of the Atlantic and contemporary handcuffs purchased in Toronto. The physical and metallographic properties are illustrated through photos and diagrams. Third Floor Rotunda to Sept. 22.



Figure of a seated Lehan in cast iron, 16th century

## McLaughlin Centennial Sept. 8-15

One hundred years in one man's life is reviewed in a nostalgic exhibition celebrating the 100th birthday of Col. R. S. McLaughlin. In addition to historical photos and cards which trace his career as Canada's automotive pioneer, there is an early sleigh manufactured by the McLaughlin Carriage Company. Col. McLaughlin has been one of the Museum's most generous benefactors. His gifts include the \$2 million McLaughlin Planetarium and a substantial contribution to ROM's restaurant complex. Main Rotunda to Sept. 15.

"Keep Me Warm One Night," the 19th century pattern which gives its name to the exhibition.

Monday - August 23<sup>rd</sup>

The preparators started to get the French ceramic show packed and the carpenters got the final section of the armour gallery construction into place. We got the bed in the bedroom made - all the blankets and quilts left over from the display are under the coverlet to pad the frame & make it look comfortable.



Charlotte working on mending  
the gauze wedding dress.



Tuesday - Aug 24<sup>th</sup>.

The curtains for the bedroom needed careful pleating etc to make them hang properly. Judy did that and then we got them up - a very fussy job but they look well. Mary in display has been doing Retaset numbers for the individual pieces in each area and we got most of those on upstairs. The labels are coming. Liz can't take her nose out of them or she is overwhelmed but she is keeping up very well with our writing production.



Each piece in the show needs a number to correspond with its number on the label. Mary has about 500 to make.



Hanging the curtains in the bedroom was a problem. The wall is Masonite so Harold drilled a couple of holes and took cord around the curtain rod and back through the hole to be fastened at the back.



Jerry working on the set up of one of the big labels. The diagrams are photographs of the ones I did for the book.



Ian & Mike. They have come in as  
extra help for the carpenters on  
the show



Mike & Marshall.



The frame  
in the back  
ground was  
made for  
the big  
tapestrey in  
the French  
Ceramic  
show.



Eddie and Jan  
on the scaffold  
loosening it  
and letting it  
down.



Mike, Alan Russell & Jan. If the carpenters didn't  
make things so well they wouldn't have such a  
time getting them apart!

Wednesday - August 25<sup>th</sup>

The preparators are getting the ceramics packed - They had cleared enough of the front part of exhibition hall by 10-day for the carpenters to be able to move in and start converting the display areas for our exhibition. It appears to be chaos but is really very purposeful - John & I worked on the Acadian material & with Judy pressing things as we went we got that area pretty well under control. Harold worked out how the linens would go in the cases - Charlotte pressed them all and in the evening he & I got some of them into place. Fortunately the bases that had been used for the ceramics were suitable so no new construction was needed.



Charlotte in the Study Room getting the linens pressed - fussy but very rewarding



Harold arranging one of the linen cases. This really is one of the worst job because one slip and the piece has to be pressed again.





Donnie taking some of the cases out that had been built for the French ceramics



Donnie and David  
Clearing the area that will be used to show  
the costume.



Andy framed - A case from the ceramic show  
being removed to make way for our exhibits

Thursday - August 26<sup>th</sup>

John & I worked on the Quebec areas and the Summer & Winter. We had done rough lay-outs for them on the floor upstairs which helped and they went into place fairly easily - There is no chance yet of getting a preparator to help with the putting up and it is very heavy physically. I am about dead on my feet and John who has been doing all the heavy stuff is looking rather worn. Maybe next week when the ceramics have gone & the special show that is going up in the downstairs rotunda is up we'll be able to get some help.


The only preparators that can be spared so far for this show are working on painting etc. There are simply not enough bodies to go around with all the demands there are on them.

Charlotte was working on the gauze dress which needs quite a bit of mending before it can be shown. Judy had sleeves to put on some of the material to help with the hanging Harold writing labels - Liz typing - typing.

The ceramics now packed but the place is still all cluttered up - The carpenters are managing to put the plinth in at the back



in spite of all the confusion



In the back the French ceramics are packed and ready for shipment. In the foreground the empty cases from the ceramic show still clutter the middle of the floor space



In spite of it all the carpenters are managing to build the plinth along the other wall - Donald

Good luck!

27. Aug. 71.

This was sewn into a cushion by Charlotte & appeared after the show was over.



Charlotte is taking all departmental telephone answering to leave the label typex clear of interruptions. She is working

on mending the gauge dress -



Some of the Quebec material going into place.

The Quebec  
l'rien boufonné  
coverlets are  
so heavy that  
they need sleeves  
put on the top  
so that they can  
hang straight  
from a rod  
rather than  
being pinned.  
Judy copes  
with them up in the Study Room.



The carpenters. Donnie & Mike working on the plinth on  
the west wall with remnants of the French show all  
around them.



Friday. August 27<sup>th</sup>

The double cloth and the twill diaper material was all trucked downstairs & sorted into place. It is going to make a very rich exhibit.

Quebec areas were more or less finalized & numbered so that the labels for them could be done. The small exhibition areas at the front of exhibition hall are now ready, painting all done etc so we'll be able to get them done in the beginning of the week.



Eddie carrying lumber to the back of Exhibition Hall for the plinths. The area at the back is where the horse blankets will go. Ian is in front of it.



We don't seem to stop even at coffee time -  
Wool being wound to fill the bobbins to make  
the bobbin winders in the show look useful.



Donald & Andy getting some of the pre-fabricated  
units together on the back plinth.

Saturday & Sunday - August 28<sup>th</sup> & 29<sup>th</sup>

Harold with some help from me spent the week-end writing labels. We were able to work at home with only a short trip to the ROM for additional information on Saturday evening. The weather has been a lot cooler the last few days which helps.



The last remnants from the French ceramic show.



**Madame Butterfly.** The Canadian Opera Company presents its production of the Puccini opera. With Pellegrini, Trimboli, Cavallo/Gray, Hidout-Strombeng, Alexander, Lawrence and Mess. Sept. 21, 24, 30. 8:30. O'Keefe Centre, Yonge and Front (363-6633).

**The Merry Widow.** The Canadian Opera Company presents its production of the Franz Lehár operetta. With Cantillon, Beaton, Little, Arabi, Rubes-Feidman, Meak, Lauder and Day. Sept. 18, 25 (mat.), 29. Mat at 2; eve at 8:30. O'Keefe Centre, Yonge and Front (363-6633).

**Die Walküre.** The Canadian Opera Company presents its production of the Wagner opera. With Ligotza, Sapinski, Forrester, Cassidy, Barry, Garrard-Bender, Toret, Korenyi and Mera. Sept. 25 (opening night), 8:30. O'Keefe Centre, Yonge and Front (363-6633).

## Dance

**ONE Irish dancing competitions.** Entrants are coming from all over North America. Sept. 4 and 5. Free with admission to grounds. East Coliseum, Exhibition Park (366-7551).

**National Ballet of Canada.** A varied program of *One in Five*, *Ehl*, *Brown Earth*, and excerpts from *Swan Lake*, *Giselle*, *The Nutcracker*, and *Le Corsaire*. Presented every Wed. 8 p.m. to Sept. 22. Free with admission to grounds. The Forum, Ontario Place, Lakeshore Blvd. south of Exhibition Park (365-7711).

**Toronto Dance Theatre.** A studio workshop. Check for program and times. Sept. 10, 11. Toronto Dance Theatre, 34 Lombard (367-0243).

**Toronto Dance Theatre.** The company presents choreographed works. Sept. 15, 16. 8:30. Sculpture Court, Art Gallery of Ontario, Dundas at Beverley (363-3485).

**Toronto Dance Theatre.** An evening of dance from the company's repertoire. Sept. 21. 8:30. Free. Albert Campbell Library, 406 Birchmount Rd. (291-1991).

## Art


### SOLOS

**Banks from Ceylon.** A traditional eastern art form is used to rich effect by Sybil Westbourne. Through Sept., Scarborough Public Library, Cedarbrae Branch, 545 Markham Rd. (431-2222).

**André Fautou.** A Canadian sculptor who works with welded steel. Sept. 11-30. Dummerman Gallery, 15 Bedford Rd. (924-7339).

**Hangings from Holland.** Ellen Massee specializes in stitchery and appliqué traditional crafts to match her traditional landscape themes. Sept. 8-19. Shaw-Rimington Gallery, 20 Birch (923-3484).

**Maria Louis.** Several large canvases from the "Veil" series by the major American



**Keep Me Warm One Night**, the coverlet pattern which lends its name to a handweaving exhibit at the ROM (Museums)

innovator of soaked canvas painting. Through Sept., David Mirvish Gallery, 596 Markham (534-7593).

**Memories of Surrealism.** Salvador Dalí's personal recollections of an art movement, interpreted in a limited edition of 12 etchings completed in the summer of 1970. Sept. 12-25. Kar Gallery, 131 Bloor W. (921-3077).

**Natural Systems** is the organic title of a show of "concept" art by Toronto sculptor Robin Mackenzie. Sept. 18-Oct. 7. Carmen Lamanna Gallery, 840 Yonge (922-0410).

**Michael Semak,** a young Toronto photographer, is just back from a summer tour of Europe, with an exhibition of new work to prove it. Sept. 7-Oct. 2. Toronto Gallery of Photography, 11 Charles St. W. (922-2211).

**Michael Steiner.** Abstract metal floor sculpture from a respected U.S. formalist. Until Oct., Art Gallery, Hart House, University of Toronto (928-2446).

**Vasarely in Retrospect.** Works by Europe's famous master of Op art, Victor Vasarely, exhibit the full range of contemporary technique behind the famous Vasarely illusionism. Until Sept. 5. Rothmans Art Gallery of Stratford, 54 Romeo St., Stratford (519-271-5271).

### GROUPS

**Claude Bin, Pierre Hébert and Michael Raine.** Bin is a Montreuil working on Polyester paintings. Hébert, also from Montreal, turns out polychromed metal sculpture. Michael Raine does more traditional figurative sculpture for outdoor installation.

Monday - August 30<sup>th</sup>

Nora has come in and will be here for the next two weeks to type labels. Riz is now down in the gallery working on listing and numbering material for the labels and also tying and sewing things down to make them safe. We got Viv to-day to give us a hand in finalizing the displays - John got the Star & Diamond area pretty well arranged and the two remaining looms were moved down & set in place. The carpenters are now working in the back part of the downstairs of Exhibition hall - They pre-fabricated what they could of the set up there and they are now moving it into place.



There are so many picky little jobs to be done. Harold has filled the lamp with oil, put in a wick and is giving the lamp chimney a polish - Shades of his youth!





The prefabricated frames are put together and then lifted onto the plinth. They will be covered and provide the basis for the exhibit of Jacquard coverlets.



Eddie and Andy -



Tuesday, August 31<sup>st</sup>

Numbers are now on almost all displays that are ready and in some cases the labels are mounted and up. The big poster blow-up of the "Keep Me Warm One Night" pattern came to-day - quite a thrill - We were all working on taking paper out from under displays & general tidying up in Armour Gallery - In the afternoon we got all the jacquard coverlets trucked down from storage & booked out into preliminary order on two big tables in the Armour Gallery. Harold keeps working on labels in every spare moment.



Riz & John with a load of jacquards. In this warm weather coverlets in bulk are horrible to handle.



Eddie.



The "blow-up of my "Keep Me Warm One Night"  
drawing going up over the door way to the  
special exhibition gallery.  
Eddie and Jerry.

Wednesday - September 1<sup>st</sup>:

A lot of tidying & finishing of the exhibits in the Armour Gallery. The smaller things are going to be rather vulnerable so everything is being sewn down in groups. Labels to write, labels to type, labels to check - it seems to go on forever. Charlotte is doing all the telephone answering to give Nora a clear go at them. John got the costume started & it is going to work with a clothes line across the back of the case. The carpenters are creating hooves for the horse blankets - The back of the downstairs of exhibition hall is shaping up very well - The prefabricated sections have gone into place very quickly & the preparators are now painting them.



The outside of the Exhibition area in the Armour Gallery is covered with dark boards and Jerry has been going crazy "chinking" in between them to make it look like a log cabin.





Alan admiring one of the horses they have made to show off the horse blankets.



Riz has been tying down everything that can be moved - our booby trap expert.

Thursday - September 2<sup>nd</sup>.

Harold got the fourth linen case filled to-day. Judy did the pressing close by & as a piece was done it was lifted right into place. Viv & I got the display of old drafts done upstairs - The carpenters started on the plexiglas barriers in front of the overshots and it is going to look very well. The painting was finished on one side of the back of exhibition hall & we were able to move the earlier half of the Jacquard coverlets back there and start putting them up. Mootym has been able to get back again to stretching the material on the backs of the wall cases in the special exhibition gallery & as fast as he gets one done Harold feels it so it's beginning to look as though we'll finally be able to get that gallery open again. The exhibit there is to complement the big one downstairs so it must be finished too.



Judy pressing the linen - Fortunately the Jacquard coverlets piled up beside her will hang out without ironing

Moskym finishing backing the cases upstairs. It isn't part of the show but the re-doing of that gallery has got so mixed up in the show that it seems to be part of it.





Friday - September 3<sup>rd</sup>

One of the Jacquard coverlets turned out to be far below our standards of cleanliness and it just looked awful when we hung it up so Harold started the day by washing it at home. We took it to the Museum & Judy sat with it in the garden but unfortunately it turned into a very muggy day - very poor for bleaching - It is clean though which will help. The textile gallery upstairs got finished and opened - whoopee! Got all sorts of small things like Fry's bill up & covered with plexiglas. Crisis! \*\*\* The labels that had been mounted and put up all started to lift off the cardboard they had been put on - It's awfully hot & damp - Solution - The carpenters are finding odd bits of plexiglas to put over them. The rest of the Jacquards are getting into place & looking well. The horses are going to be marvelous - Jim Stewart & Harry started to put the orange & red "woven"

canopy up over the stair well. It's a bright note  
to say the least.



Hurry up close to heaven putting up the  
erection over the stairs.



Jim stapling it in place on the other side  
of the stair well.

Saturday - September 4<sup>th</sup>

Except for some label writing we pretty well took the day off -

Sunday - September 5<sup>th</sup>

Heat & humidity really ~~bad~~. We worked for a couple of hours getting the late Jacquard display in line - Labels & more labels too.

Monday - Labour Day -

Worked all morning and got the jacquard card set up done - Rested all that area so that labels can be written - Labels in the evening - Very hot The idea of a covered show is really repulsive in this weather.



The earlier jacquards start going up





Nora back in her old corner with labels and still more labels.



Juan supported by one of our horses!

Eddie doing the  
pine panelling  
in the front part  
of Exhibition Hall  
The pine is a  
beautiful foil for  
the coverlets.



Bill painting horse's feet.



Andy putting one of the horses together - John and some of the Jacquard coverlets behind.



Fred has been on holidays since the first mad push of construction upstairs - he came in to see what was doing.





The blanket cases getting closed.



Betty fixing the petticoats of one of the dresses.



And it needs a little more padding in front.






Viv. measuring up before he hangs  
the McKinnon coverlet.



And it's up.



Freddie & Frank  
getting the glass  
on it.



Andy with John hidden behind getting  
one of the horses over the barricade &  
into place.

Tuesday. September 7<sup>th</sup>

The heat is really awful and everyone exhausted with it. We pretty well finished the jacquard section to-day. The carpenters are finishing up - only details left to do. Preparators got the cotton "ceiling" up by blanket cases. Still quite a bit of painting to do.

Harry getting the cotton up. The first lot was too heavy & was replaced with something lighter and whiter.



View down in the shop making stands for labels



The numbers didn't show up enough so I cut squares of white paper & put them behind each one. It helped a lot.

Vw & John with some of the late jacquards -



George drawing the draft for "Keep Me Warm One Night" on the wall





Wednesday - September 8<sup>th</sup>.

Preparators did the lighting upstairs to-day. It's wonderful the way it brings everything to life. The horses got into place and the blankets hung up there - Labels are all getting covered with plexiglas & stands made for other labels - Supports are being made for the rope barriers.




Mostyn made & put in place the bars to hold the rope barriers.



Harvey up the ladder



and Ivan getting creative with the lighting upstairs. It must have been about 110° up near the roof.




Bill Renison & Frank.

Thursday. September 9<sup>th</sup>


Very nearly finished - all sorts of things finalized - The lighting down stairs in Exhibition Hall was done. Work is going on painting the wall in the front hall - red lines around a super coverlet.



Harry &  
Frank.







It's wonderful the way with knowledge and patience they can place the lights just where they are needed - Ivan, Harry & Frank.

The bride is put  
in place.



Betty with Big & John  
getting the gauze  
wedding dress looking  
it's best.

Nora still typing  
labels. It's been the  
most wonderful help  
having back at this  
time.



Bill putting all  
the cords up in  
the barriers.



Donald doing finishing touches on the plain pine.



Friday, September 10<sup>th</sup>

This is the day that we have been aiming at having everything finished up, and we have almost made it. They worked on the lighting in the Arrow Gallery. It was very difficult but looks well. The carpenters had a lot of fussy work covering the final labels with plexiglas. Nora finished typing them late in the day so some will have to be put up on Monday. It was decided that the big curved wall would be better red with white letters than white with red so it had to be repainted & the lettering will have to go on on Monday. Cleaning up & tidying has been going on all day & is well on. Odd jobs otherwise Harold had the touring committee of the Women all morning - they'll be giving tours every day. The heat has broken a bit but no cool air has made it's way into Exhibition Hall yet - it's been a real endurance test.



Harold with the Touring Committee



Bill

Saturday, Sunday - Sept 11<sup>th</sup> & 12<sup>th</sup>

Very little needed to be done over the week-end so we pretty well had it clear with just one visit to the ROM & a few things to check.

Monday, September 13<sup>th</sup>

Just the finishing touches to be done & some cleaning up - the lettering done on the big wall inside Exhibition Hall and the sign hung up at the Entrance.

The Torno's had a beautiful dinner at the Park Plaza and the opening went very well with about 1400 people at it. It was hot but not impossibly so.



About the only change that was made at the last minute Jerry making the big wall red rather than white






Riz putting one of the palms at a better angle



Bill hanging the sign at the entrance to the show



A last touch up of paint near the entrance - Jim -



Frank doing the lines around the coverlet in the central hall.



Jerry & George from Display putting the tables up over the exhibit areas.



Donald & Marshall covering the "Keep Me Warm One Night" draft.



Toronto Daily Star.  
Tuesday, Sept. 14<sup>th</sup>

## Biggest crowd yet blankets museum

Keep Me Warm One Night sounds like the title of a Cole Porter song but it's actually the name of the Royal Ontario Museum's exhibition of Canadian handwoven textiles which opened last night.

The exhibition's title was chosen by textile curator Harold Burnham after the name of a 19th century bed coverlet pattern popular in Cape Breton.

The collection reflects the art of handweaving in Canada from the early 1600s, the days of the first permanent settlers, until 1900. More than 500 coverlets, pieces of everyday clothing and materials for household use are

displayed, along with early spinning and weaving equipment.

All the items are from eastern Canada. Samples of French, Loyalist, Scottish and German patterns—Canada's main founding peoples—are included in the displays which are set up in the museum's armour court inside a replica of a log cab-

in, as well as on both levels of the exhibition hall.

The collection is the achievement of three successive textile curators and 24 years of work.

In 1941 Miss Florence McKinnon sent a blue and white "Monmouth" patterned coverlet, popular from Cape Breton to southwest Ontario, to textile curator Dorothy Burnham, wife of the present curator. Accompanying the coverlet was a note explaining that Miss McKinnon's grandmother had prepared the yarns and had a similar coverlet woven for each of her nine children.

## War delayed serious study

This gift made Mrs. Burnham realize there was a gap in knowledge of early Canadian culture and customs.

Because of the war she had to delay serious exploration of this area until 1961. At this time the museum set up a booth at the CNE to solicit information about early Canadian handweaving and from these leads the Burnhams began their search.

The project was taken over by Mrs. Burnham's successor, Katherine Bush, who gave it back to Harold Burnham in 1964.

About 1,400 people, the largest number ever to attend an exhibit opening, viewed the display last night.

Among the guests were the new museum chairman Noah Tarn, museum board member's committee president Gloria Thomas, curator...



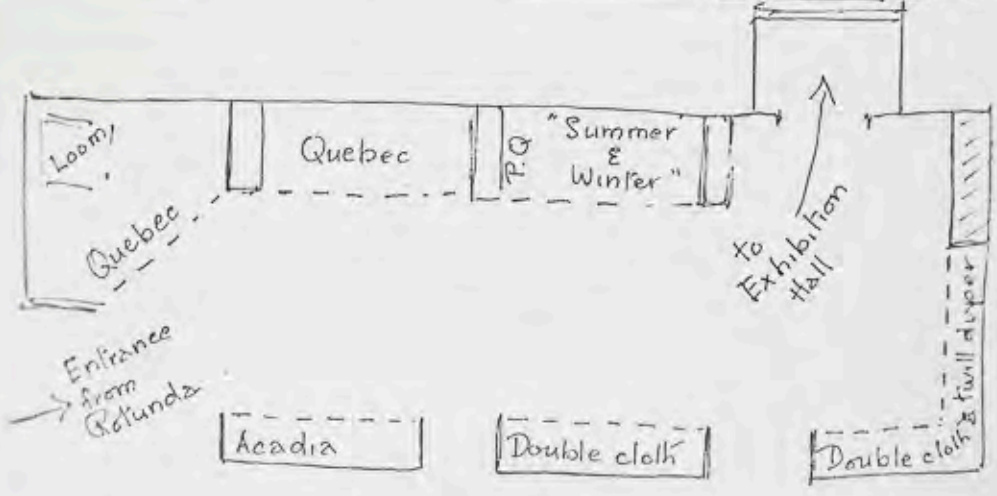
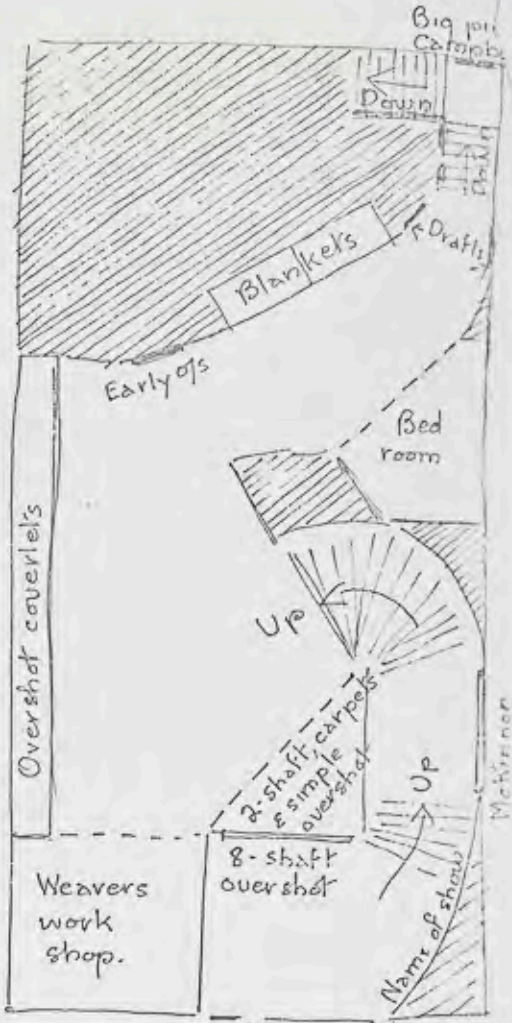
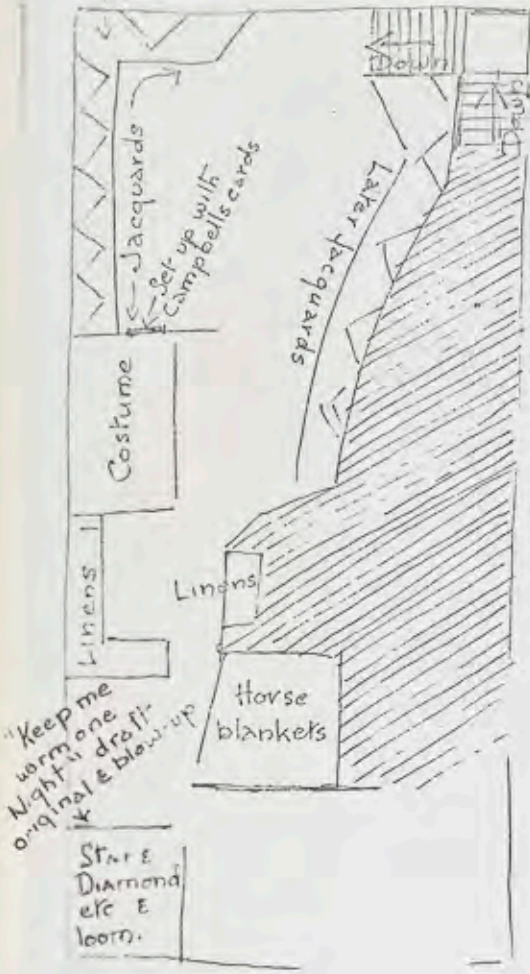
—Star photos by Dick Derrett

**VICTORYS WATCH** Mrs. Harold Burnham demonstrate work on a hand loom at the opening of the exhibition of pioneer weaving at the Royal Ontario Museum last night. Husband, textile curator at museum, worked with her on exhibition.




Final dusting & check-up on the day of the opening - Judy & Harold & I

Wedding dress  
& mans coat







Everything ready & waiting for the opening -



John & Susan Vollmer



Mr. Torno opens the Exhibition

Talking to  
Miss Hall



Betty &  
Clair  
Stewart



"The Enclosure"!



Mr. Meach & Mr. & Mrs. Torno



The Tornos  
&  
the Burnhams.

Betty & John -







The Show's up -  
Display relaxes

Jerry -

George





The crowds examine the coverlets & the food-

Chesham's attracting many visitors to the Royal Ontario Museum is a special exhibition of handwoven Canadian coverlets from the museum's collections titled "Keep Me Warm One Night," a pattern name from the Annapolis Valley in Nova Scotia.


Herold Burnham, head of the ROM textile department and a hand weaver himself, assembled the material for the show, which will run until October 31.

Public tours are given at 2 pm every day, seven days a week, by members of the ROM members' committee. These include Mrs. Ernest Redelmier of Richmond Hill and Mrs. William Harris Jr. of King, who is also a member of the museum board.




The Touring Group of the Women's Committee gave tours of the Exhibition every day at 2 o'clock. (See back of book for numbers)







Acadia




First Quebec area.  
The loom is set up  
with clasped heddles  
to weave a coverlet  
with "a la planche" &  
boutonné designs









Second Quebec area with a variety of lminis to the left, blankets to the right & shawls & lmin boutonmé coverlets in the centre



Quebec spread over into the next exhibit area - the overshot coverlets to the left & the very early quebec wheel. lmin equipment on the floor - Summer & Winter weave coverlets

Double cloth & to the left the wheel & distaffs - our only pieces from the west.






The right-angled area at the end had wheels and other textile equipment.



A superb eight-shaft overshot coverlet was shown alone on the wall opposite the entrance to exhibition hall. Its main colour, rust red was used for the lines that surrounded it, in the cloth & kiln section over the stair well & on the wall opposite, where the kiln of the exhibition was in large white letters.








twill drapes & the rest of the double cloth - In all sections spinning are fitted in in front of the coverlets.




The Mackinnon coverlet alone in a place of honour on the stairs



To the left at the top of the stairs a section with two-shaft coverlets, simple overshoots and on the floor a selection of different types of carpets.


The weaver's work shop had Samuel Pentland's loom with, to the left a selection of materials showing all the types of hand weaving that



a local professional weaver was expected to produce. To the right of the loom his warping equipment and bobbin winder.











The wall of overshot coverlets was  
fifty feet long.







Two frames on the wall to the right of the overshots showed part of our oldest coverlet of that type & the main label explaining the technique.




Two frames on the walls to either side of the back stairs held a selection of the old drafts with explanations.





Blankets and winter sheets  
of many types.






The bedroom was very colourful with flowered yellow wall paper, red curtains in two different overshot patterns, a blue bed spread & red & green carpetting.

**Keep Me Warm  
One Night  
To Oct. 31**


A 19th century coverlet pattern with the evocative title, "Keep Me Warm One Night", gives its name to ROM's major exhibition of handweaving in early Canada. The more than 500 items and equipment on display are not only delightful to view but also offer fascinating details of social customs in Canada before 1900. All are from the ROM collections and are the results of a project begun by Museum staff in 1947. This is a rare opportunity to see the broad range of coverlets, everyday clothing and household materials. Tours of the exhibition are presented daily at 2 p.m. Exhibition Hall to Oct. 31.



**Blankets and Coverlets  
To Oct. 31**



Compare Canadian handweaving in Keep Me Warm One Night with handwoven blankets, coverlets and linens from the United States and Europe. This smaller exhibition is featured in the Textile Gallery, second floor to Oct. 31.

From R.O.M.'s Preview for October



The east wall of the back gallery with the Niagara area jacquards starting with the 1834 Armbrust at the right - The gauze wedding dress in the corner.







At the end of the east wall Campbell's coverlets & beside them a small set of the cards & a drawdown of the pattern



On the landing of the back stairs a large photograph of Campbell's loom as it was found.



Zelmer, Noll & Rippert.




Rippert, Werlich & Ploethner &  
Knechtel

The west  
Exhibition  
Country &



Ploethner, "Weaver Joe", "4 Hands", Gaage



wall of the back of  
Hall with the Waterloo  
later jacquards.



Waterloo County,  
"Weaver Joe",  
& "4 Hands"


Withers & Armstrong








The Costume area with overshot carpet on the floor  
The clothes on the line were tied with nylon fishing  
line to look as though they were blowing in the breeze  
giving movement to an otherwise static area.



Reins, pattern books  
and some small  
equipment.








### Horse blankets


The horses were cut out of plywood matching the plain pine woodwork and were very effective



Star & Diamond & other complex weaves



The original draft for the "Keep Me Warm One Night" and a large blow up of it on the wall beside it.



Small loom with "Keep Me Warm One Night" on it. The finale to the Exhibition.



The exhibition was due to close after six weeks at the end of October - There was a strong hope that it might be possible to extend it until about Christmas time so it was kept up an extra week to see whether an extension could be worked out. It couldn't and on Monday, Nov 8<sup>th</sup> we had to start taking it down to make way for the Staff Art Show. As a result of the extra week the taking down had an exceedingly tight schedule - we had to be out of the downstairs of Exhibition Hall & the Aronow Gallery in two days - and we were!

Monday & Tuesday, November 8<sup>th</sup> & 9<sup>th</sup>

We gathered as many people as we could - Harold & I, Judy & Vero, Viv, Mark borrowed from Conservation & Eva as a volunteer and we all went at it steadily for the two days.

We started at the back downstairs in Exhibition Hall so that the men could get in there as soon as possible to change the set up & paint it for the next show. We



We started stripping  
at the back of  
Exhibition Hall -  
Eva, Mark, Judy &  
Vero



Harold & Eva -



It comes down a  
lot faster than it  
went up.

Then moved out and skippied the Ascrow  
Gallery section & by Tuesday afternoon the  
carpenters were able to start dismantling the  
construction there.

With so little space to work in in the storage  
area & no space to pile anything up elsewhere  
the attack had to be carefully planned &  
carried out or the whole department would  
have been overwhelmed by chaos!! In the  
exhibition area we took things down  
carefully in order, folded each piece to  
the size of the drawers with the number  
showing in the corner and placed them  
on the trucks in the order in which they  
would be stored. While the rest of us  
worked on this Harold kept pace with  
the putting away in the Canadian textile  
storage area.

As this is new storage it was not just  
a matter of putting them back where  
they had been before but of assigning





Judy, Vera & Mark  
stripping & folding  
the double cloth  
coverlet section.

Harold getting piles  
of coverlets stored  
away.



Our stuff out and  
the carpenters  
getting the  
construction down  
in the Armour  
Gallery.

new places. As there are not enough storage cabinets things were further complicated and piles of coverlets had to be left on top of all existing cabinets, in correct quantities & correct order waiting for new cabinets to hold them.

As many spinning wheels etc. as possible were put in at either end of the storage area. They must all be worked over carefully before they can be wrapped & put away finally in their most inconvenient storage area over the small gallery storage.

Wednesday, Thursday - Nov 10<sup>th</sup> & 11<sup>th</sup>

Little was done in the exhibition area but storage continued upstairs.

Friday - November 12<sup>th</sup>

Vero & I spent all day working in the upstairs part of Exhibition Hall. We folded to drawer size all the coverlets that could be reached without a ladder & laid them in piles along the plinth in the order in which they would be stored.



One of the big labels  
comes down.



Overshot coverlets folded the right size  
and put in piles in the order for storing.



Monday - November 15<sup>th</sup>

We managed to get a man & a ladder for a short time & got down all the rest of the coverlets. These were then folded & worked into order with the previous ones. These were all put in piles of carrying size, tied & the piles numbered in the order that they would be stored in upstairs - a heavy job.

Tuesday - November 16<sup>th</sup>

There were a considerable number of overshot coverlets that were not used in the exhibition. These were in a pile in the Canadian storage area just as they had come from the old storage. We folded them & laid them along the top of the cabinets in the right order for storage. There is very little room to work

Late in the day the men brought the tied piles of coverlets from exhibition hall & put them on the floor at one end of the storage area - the only corner they could be stowed in.



Clearing the overshot  
coverlet area -  
Viv, Eva & Vero.

Wednesday - November 17<sup>th</sup>

Judy & I managed to get all the overcoat coverlets stored in their right order. We combined the piles that had come from downstairs with those already laid in order on the cabinets. We also labelled the drawers as a start to the making of finding lists.

Thursday - November 18<sup>th</sup>

Again Judy & I worked together & we got the blankets out of the cases and off the bed, folded & sorted in order. Then Freddie got them up to the storage for us. We also got the carpet up from the bed room floor, thoroughly vacuumed & rolled for storage.

Friday - November 19<sup>th</sup>

The work force is now reduced to me. I worked on the storage getting the Kew-shaft, Acadia & Quebec & some of the liens put away. I just worked for half the day on it as that is about as long as one can take in that airless, crowded space slinging coverlets & drawers around.





Judy & Sue folding coverlets  
& getting them into their  
drawers.



Monday - November 22<sup>nd</sup>

I spent three-quarters of the day in storage - finished the bins & got the blankets done.

Tuesday - November 23<sup>rd</sup>

More of the same -

and the next day

More of the same -

and the next day -

There is no grand finale to this story because the tidying up & putting away & wrapping of equipment and making new finding lists etc etc just trickled along with all sorts of other work until finally "Keep Me Warm One Night" was just a nice warm memory of glowing colours and a group of wonderful people to work with -

Freddie carrying a  
tied bundle of  
blankets down the  
back stairs of  
exhibition hall and  
out to a truck at  
the door -



A loaded truck  
is put on the  
elevator -



And the piles are  
carried up the  
stairs & into the  
storage area over  
the costume gallery.  
Spinning wheels  
need to be wrapped  
before storage over  
the Royal Robes.





## Photography Department

This department did the most enormous amount of work on the research project before the show - hundreds of items were photographed for the records - For the exhibition itself there was photography for the blow-ups used & all the diagrams.

Reigh Warren

Axt Williams

Margaret Cooke

Alan McColl.

# People who worked on the Exhibition

## Textile Department

Harold Buxham.  
Dorothy Buxham.  
John Vollmer  
Judy Cselenyi  
Betty Brett  
Charlotte Zuppinger  
Liz. Lewis.  
Nora Pruvet's.

## Display

John Anthony  
G. McIntosh  
Mary Brown  
George Nikefor

## Conservation

Jim Chalmers.

## Preparators

Ivan Lindsay  
Fred Howell  
Vivian Peverley  
Jerry O'Connor

Preparators (continued)

Frank McKean  
Bill Routley  
Bill Renison  
Harry Beaver  
Jim Stewart  
Mortym Lloyd

Carpenters

Alan Russell  
Donnie Sinclair  
Bill Forrest  
Fred Carson  
Donald MacLeod  
David Patterson  
Marshall Holder  
Andrew Campbell  
Eddie McKerie  
Jim Dooley.

Jan Russell  
Mike

Additional help taking exhibition down

Veronica Gewers - Textile Department  
Mark Buxham - Conservation  
Eva Buxham - Volunteer.



## Education Department

The Education department made considerable use of the exhibition but reported that because of the short duration of the show there were many classes that wanted to come that could not make transportation arrangements in time.

Only the following were booked into the show

Sept. 23	Collingwood CI	Grade 11-24 students	Conducted
24	Frankland	Grade 6-31 students	Conducted
27	Sheridan College	-15 students	unconducted
28	Keiller McKay CI	Grade 11-27 students	Conducted
Oct. 15	Eastwood CI, Kitchener	Grade 9-10-61 students	Conducted
22	C.H. Berner PS	Grade 4-6-25 students	Conducted
28	Henry Kelsey	Grade 8-52 students	Conducted
28	Elia Jr. High School	Grade 9-38 students	Conducted
29	Markham Dist. HS	Grade 11-60 students	Unconducted

but Mary Fitz-Gibbon took all her classes in Pioneer Life & Home Economics & some others through it - about 450 students.

Some of the other teachers did the same but figures are not available.